



Cherry Pie Pre Roll

METRC Sample: 1A4060300005BD4000000062; METRC Batch:

Sample ID: 1911ELA1228.3409	Manufactured: 08/06/2019	Distributor	Producer
Strain: Cherry Pie	Collected: 11/08/2019	Gold Coast Enterprises	Gold Coast Enterprises
Matrix: Plant	Received: 11/11/2019	Lic. # C11-0000587-LIC	Lic. # C11-0000587-LIC
Type: Preroll	Completed: 11/15/2019	930 Huber Street	19341 Neualia RD. California City, CA
Sample Size: 13 units; Batch: 100 units	Batch#: 005 CP	Grover Beach, CA 93433	93505




Summary

Test	Date Tested	Result
Batch		Pass
Cannabinoids	11/13/2019	Complete
Moisture	11/13/2019	4.8%
Water Activity	11/13/2019	0.48 aw - Pass
Terpenes	11/13/2019	Complete
Residual Solvents	11/13/2019	Pass
Microbials	11/13/2019	Pass
Mycotoxins	11/14/2019	Pass
Pesticides	11/14/2019	Pass
Heavy Metals	11/13/2019	Pass
Foreign Matter	11/11/2019	Pass

Cannabinoids

Complete



Analyte	LOD	LOQ	Result	Result
	mg/g	mg/g	%	mg/g
THCa	0.041	1.000	20.7401	207.401
Δ9-THC	0.078	1.000	3.0686	30.686
Δ8-THC	0.056	1.000	ND	ND
THCV	0.089	1.000	ND	ND
CBDa	0.044	1.000	<LOQ	<LOQ
CBD	0.113	1.000	ND	ND
CBDV	0.078	1.000	ND	ND
CBN	0.038	1.000	<LOQ	<LOQ
CBGa	0.078	1.000	0.7103	7.103
CBG	0.077	1.000	0.2534	2.534
CBC	0.058	1.000	ND	ND
Total THC			21.2577	212.577
Total CBD			ND	ND
Total			24.7725	247.725

Cannabinoids analysis by SOP LAB-001 utilizing High Performance Liquid Chromatography-Diode Array Detection (HPLC-DAD). Total THC = THCa * 0.877 + d9-THC; Total CBD = CBDa * 0.877 + CBD. LOQ = Limit of Quantitation. LOD = Limit of Detection. ND = Not Detected. If moisture content is tested and reported, the cannabinoid results are reported normalized to dry weight.



Melinda Tu

Melinda Tu - QC Manager
11/15/2019

Confident Cannabis
All Rights Reserved
support@confidentcannabis.com
(866) 506-5866
www.confidentcannabis.com



Foreign material analysis by SOP LAB-008 utilizing visual examination and optical microscopy. Water activity measurement by SOP LAB-010 utilizing chilled-mirror dew point analysis. Moisture content measurement by SOP LAB-009 utilizing thermogravimetric analysis. This product has been tested by Earth Labs, LLC using valid testing methodologies and quality system as required by state law. All LQC samples were performed and met the acceptance criteria, pursuant to 16 CCR section 5730. Values reported relate only to the product tested. Earth Labs, LLC makes no claims as to the efficacy, safety or other risks associated with any detected or non-detected levels of any compounds reported herein. This Certificate shall not be reproduced except in full, without the written approval of Earth Labs, LLC.



Cherry Pie Pre Roll





METRC Sample: 1A4060300005BD4000000062; METRC Batch:

Sample ID: 1911ELA1228.3409	Manufactured: 08/06/2019	Distributor	Producer
Strain: Cherry Pie	Collected: 11/08/2019	Gold Coast Enterprises	Gold Coast Enterprises
Matrix: Plant	Received: 11/11/2019	Lic. # C11-0000587-LIC	Lic. # C11-0000587-LIC
Type: Preroll	Completed: 11/15/2019	930 Huber Street	19341 Neualia RD. California City, CA
Sample Size: 13 units; Batch: 100 units	Batch#: 005 CP	Grover Beach, CA 93433	93505

Terpenoids

Analyte	LOD	LOQ	Result	Result
	%	%	%	mg/g
trans-Nerolidol	0.00400	0.0500	0.71	7.1
β-Caryophyllene	0.00400	0.0500	0.29	2.9
Linalool	0.00400	0.0500	0.19	1.9
α-Humulene	0.00400	0.0500	0.08	0.8
δ-Limonene	0.00400	0.0500	0.06	0.6
3-Carene	0.00500	0.0500	<LOQ	<LOQ
α-Bisabolol	0.00400	0.0500	<LOQ	<LOQ
α-Pinene	0.00400	0.0500	<LOQ	<LOQ
α-Terpinene	0.00400	0.0500	ND	ND
β-Myrcene	0.00400	0.0500	<LOQ	<LOQ
β-Pinene	0.00400	0.0500	<LOQ	<LOQ
Camphene	0.00300	0.0500	<LOQ	<LOQ
cis-Nerolidol	0.00400	0.0500	<LOQ	<LOQ
γ-Terpinene	0.00400	0.0500	ND	ND
Geraniol	0.00800	0.0500	<LOQ	<LOQ
Guaiol	0.00600	0.0500	ND	ND
Isopulegol	0.00400	0.0500	ND	ND
Ocimene	0.00300	0.0500	ND	ND
p-Cymene	0.00400	0.0500	ND	ND
Terpinolene	0.00400	0.0500	ND	ND
Total			1.33	13.3

Primary Aromas

 Orange	 Cinnamon	 Lavender	 Hops	
---	---	---	---	--

Terpenoids analysis by SOP LAB-006 utilizing Gas Chromatography – Flame Ionization Detection (GC-FID). LOQ = Limit of Quantitation. LOD = Limit of Detection. ND = Not Detected.



Melinda Tu

Melinda Tu - QC Manager
11/15/2019

Confident Cannabis
All Rights Reserved
support@confidentcannabis.com
(866) 506-5866
www.confidentcannabis.com



Foreign material analysis by SOP LAB-008 utilizing visual examination and optical microscopy. Water activity measurement by SOP LAB-010 utilizing chilled-mirror dew point analysis. Moisture content measurement by SOP LAB-009 utilizing thermogravimetric analysis. This product has been tested by Earth Labs, LLC using valid testing methodologies and quality system as required by state law. All LQC samples were performed and met the acceptance criteria, pursuant to 16 CCR section 5730. Values reported relate only to the product tested. Earth Labs, LLC makes no claims as to the efficacy, safety or other risks associated with any detected or non-detected levels of any compounds reported herein. This Certificate shall not be reproduced except in full, without the written approval of Earth Labs, LLC.



Cherry Pie Pre Roll

METRC Sample: 1A4060300005BD4000000062; METRC Batch:

Sample ID: 1911ELA1228.3409	Manufactured: 08/06/2019	Distributor	Producer
Strain: Cherry Pie	Collected: 11/08/2019	Gold Coast Enterprises	Gold Coast Enterprises
Matrix: Plant	Received: 11/11/2019	Lic. # C11-0000587-LIC	Lic. # C11-0000587-LIC
Type: Preroll	Completed: 11/15/2019	930 Huber Street	19341 Neualia RD. California City, CA
Sample Size: 13 units; Batch: 100 units	Batch#: 005 CP	Grover Beach, CA 93433	93505

Residual Pesticides

Pass

Analyte	LOD	LOQ	Limit	Result	Status	Analyte	LOD	LOQ	Limit	Result	Status
	µg/g	µg/g	µg/g	µg/g			µg/g	µg/g	µg/g	µg/g	
Abamectin	0.022	0.066	0.1	ND	Pass	Fludioxonil	0.015	0.046	0.1	ND	Pass
Acephate	0.004	0.012	0.1	ND	Pass	Hexythiazox	0.007	0.021	0.1	ND	Pass
Acequinocyl	0.015	0.044	0.1	ND	Pass	Imazalil	0.029	0.086	0.029	ND	Pass
Acetamiprid	0.005	0.015	0.1	ND	Pass	Imidacloprid	0.008	0.024	5	ND	Pass
Aldicarb	0.025	0.074	0.025	ND	Pass	Kresoxim Methyl	0.025	0.074	0.1	ND	Pass
Azoxystrobin	0.009	0.028	0.1	ND	Pass	Malathion	0.028	0.084	0.5	ND	Pass
Bifenazate	0.005	0.014	0.1	ND	Pass	Metalaxyl	0.026	0.079	2	ND	Pass
Bifenthrin	0.022	0.066	3	ND	Pass	Methiocarb	0.031	0.093	0.031	ND	Pass
Boscalid	0.014	0.042	0.1	ND	Pass	Methomyl	0.031	0.093	1	ND	Pass
Captan	0.21	0.593	0.7	ND	Pass	Methyl Parathion	0.011	0.033	0.011	ND	Pass
Carbaryl	0.009	0.027	0.5	ND	Pass	Mevinphos	0.01	0.031	0.01	ND	Pass
Carbofuran	0.018	0.054	0.018	ND	Pass	Myclobutanil	0.017	0.052	0.1	ND	Pass
Chlorantraniliprole	0.03	0.09	10	ND	Pass	Naled	0.027	0.082	0.1	ND	Pass
Chlordane	0.023	0.075	0.023	ND	Pass	Oxamyl	0.014	0.042	0.5	ND	Pass
Chlorfenapyr	0.007	0.022	0.007	ND	Pass	Paclbutrazol	0.017	0.051	0.017	ND	Pass
Chlorpyrifos	0.018	0.054	0.018	ND	Pass	Pentachloronitrobenzene	0.025	0.079	0.1	ND	Pass
Clofentezine	0.025	0.075	0.1	ND	Pass	Permethrin	0.087	0.26	0.5	ND	Pass
Coumaphos	0.02	0.06	0.02	ND	Pass	Phosmet	0.02	0.06	0.1	ND	Pass
Cyfluthrin	0.158	0.475	2	ND	Pass	Piperonyl Butoxide	0.021	0.063	3	ND	Pass
Cypermethrin	0.037	0.111	1	ND	Pass	Prallethrin	0.026	0.078	0.1	ND	Pass
Daminozide	0.01	0.03	0.01	ND	Pass	Propiconazole	0.029	0.088	0.1	ND	Pass
Diazinon	0.008	0.024	0.1	ND	Pass	Propoxur	0.03	0.089	0.03	ND	Pass
Dichlorvos	0.015	0.044	0.015	ND	Pass	Pyrethrins	0.02	0.059	0.5	ND	Pass
Dimethoate	0.027	0.082	0.027	ND	Pass	Pyridaben	0.006	0.018	0.1	ND	Pass
Dimethomorph	0.016	0.048	2	ND	Pass	Spinetoram	0.019	0.056	0.1	ND	Pass
Ethoprophos	0.018	0.055	0.018	ND	Pass	Spinosad	0.011	0.034	0.1	ND	Pass
Etofenprox	0.013	0.038	0.013	ND	Pass	Spiromesifen	0.019	0.057	0.1	ND	Pass
Etoazole	0.029	0.088	0.1	ND	Pass	Spirotetramat	0.031	0.094	0.1	ND	Pass
Fenhexamid	0.019	0.058	0.1	ND	Pass	Spiroxamine	0.02	0.061	0.02	ND	Pass
Fenoxycarb	0.031	0.092	0.031	ND	Pass	Tebuconazole	0.008	0.025	0.1	ND	Pass
Fenpyroximate	0.01	0.03	0.1	ND	Pass	Thiacloprid	0.016	0.048	0.016	ND	Pass
Fipronil	0.016	0.047	0.016	ND	Pass	Thiamethoxam	0.005	0.015	5	ND	Pass
Fonicamid	0.001	0.004	0.1	ND	Pass	Trifloxystrobin	0.005	0.014	0.1	ND	Pass

Date Tested: 11/14/2019

Pesticides analysis by SOP LAB-005 using Gas Chromatography - Mass Spectrometry - Mass Spectrometry (GC-MS/MS) and by SOP LAB-004 utilizing Liquid Chromatography - Mass Spectrometry - Mass Spectrometry (LC-MS/MS). LOQ = Limit of Quantitation. LOD = Limit of Detection. ND = Not Detected.



Melinda Tu

Melinda Tu - QC Manager
11/15/2019

Confident Cannabis
All Rights Reserved
support@confidentcannabis.com
(866) 506-5866
www.confidentcannabis.com



Foreign material analysis by SOP LAB-008 utilizing visual examination and optical microscopy. Water activity measurement by SOP LAB-010 utilizing chilled-mirror dew point analysis. Moisture content measurement by SOP LAB-009 utilizing thermogravimetric analysis. This product has been tested by Earth Labs, LLC using valid testing methodologies and quality system as required by state law. All LQC samples were performed and met the acceptance criteria, pursuant to 16 CCR section 5730. Values reported relate only to the product tested. Earth Labs, LLC makes no claims as to the efficacy, safety or other risks associated with any detected or non-detected levels of any compounds reported herein. This Certificate shall not be reproduced except in full, without the written approval of Earth Labs, LLC.



Cherry Pie Pre Roll

METRC Sample: 1A4060300005BD4000000062; METRC Batch:

Sample ID: 1911ELA1228.3409	Manufactured: 08/06/2019	Distributor	Producer
Strain: Cherry Pie	Collected: 11/08/2019	Gold Coast Enterprises	Gold Coast Enterprises
Matrix: Plant	Received: 11/11/2019	Lic. # C11-0000587-LIC	Lic. # C11-0000587-LIC
Type: Preroll	Completed: 11/15/2019	930 Huber Street	19341 Neualia RD. California City, CA
Sample Size: 13 units; Batch: 100 units	Batch#: 005 CP	Grover Beach, CA 93433	93505

Residual Solvents

Analyte	LOD	LOQ	Limit	Result	Status
	µg/g	µg/g	µg/g	µg/g	
1,2-Dichloroethane	0.20	0.83	1	ND	Pass
Acetone	8.55	184.50	5000	ND	Pass
Acetonitrile	8.83	184.50	410	ND	Pass
Benzene	0.17	0.83	1	ND	Pass
Butane	8.72	369.00	5000	ND	Pass
Chloroform	0.16	0.83	1	ND	Pass
Ethanol	65.76	738.01	5000	ND	Pass
Ethyl acetate	9.45	184.50	5000	ND	Pass
Ethyl ether	9.64	184.50	5000	ND	Pass
Ethylene oxide	0.07	0.83	1	ND	Pass
Heptane	17.99	184.50	5000	ND	Pass
Isopropyl alcohol	15.00	184.50	5000	ND	Pass
Methanol	29.30	184.50	3000	ND	Pass
Methylene chloride	0.17	0.83	1	ND	Pass
Hexane	29.70	184.50	290	ND	Pass
Pentane	18.27	184.50	5000	ND	Pass
Propane	21.38	369.00	5000	ND	Pass
Toluene	9.47	184.50	890	ND	Pass
Trichloroethylene	0.15	0.83	1	ND	Pass
Total xylenes (ortho-, meta-, para-)	11.37	184.50	2170	ND	Pass



Date Tested: 11/13/2019

Residual Solvents analysis by SOP LAB-003 utilizing Gas Chromatography – Flame Ionization Detection (GC-FID) and Gas Chromatography – Mass Spectrometry (GC-MS).
LOQ = Limit of Quantitation. LOD = Limit of Detection. ND = Not Detected.



Melinda Tu

Melinda Tu - QC Manager
11/15/2019

Confident Cannabis
All Rights Reserved
support@confidentcannabis.com
(866) 506-5866
www.confidentcannabis.com



Foreign material analysis by SOP LAB-008 utilizing visual examination and optical microscopy. Water activity measurement by SOP LAB-010 utilizing chilled-mirror dew point analysis. Moisture content measurement by SOP LAB-009 utilizing thermogravimetric analysis. This product has been tested by Earth Labs, LLC using valid testing methodologies and quality system as required by state law. All LQC samples were performed and met the acceptance criteria, pursuant to 16 CCR section 5730. Values reported relate only to the product tested. Earth Labs, LLC makes no claims as to the efficacy, safety or other risks associated with any detected or non-detected levels of any compounds reported herein. This Certificate shall not be reproduced except in full, without the written approval of Earth Labs, LLC.



Cherry Pie Pre Roll

METRC Sample: 1A4060300005BD4000000062; METRC Batch:

Sample ID: 1911ELA1228.3409	Manufactured: 08/06/2019	Distributor	Producer
Strain: Cherry Pie	Collected: 11/08/2019	Gold Coast Enterprises	Gold Coast Enterprises
Matrix: Plant	Received: 11/11/2019	Lic. # C11-0000587-LIC	Lic. # C11-0000587-LIC
Type: Preroll	Completed: 11/15/2019	930 Huber Street	19341 Neualia RD. California City, CA
Sample Size: 13 units; Batch: 100 units	Batch#: 005 CP	Grover Beach, CA 93433	93505

Microbials

Pass

Analyte	Result	Status
Aspergillus flavus	Not Detected in 1g	Pass
Aspergillus fumigatus	Not Detected in 1g	Pass
Aspergillus niger	Not Detected in 1g	Pass
Aspergillus terreus	Not Detected in 1g	Pass
Shiga toxin-producing E. Coli	Not Detected in 1g	Pass
Salmonella	Not Detected in 1g	Pass

Date Tested: 11/13/2019

Microbial impurities testing by SOP LAB-007 utilizing Polymerase Chain Reaction (PCR) and fluorescence detection.

Mycotoxins

Pass

Analyte	LOD µg/kg	LOQ µg/kg	Limit µg/kg	Result µg/kg	Status
B1	3	10		ND	Tested
B2	4	12		ND	Tested
G1	4	13		ND	Tested
G2	6	18		ND	Tested
Total Aflatoxins			20	ND	Pass
Ochratoxin A	6	19	20	ND	Pass

Date Tested: 11/14/2019

Mycotoxins analysis by SOP LAB-004 utilizing Liquid Chromatography - Mass Spectrometry - Mass Spectrometry (LC-MS/MS). LOQ = Limit of Quantitation. LOD = Limit of Detection. ND = Not Detected.

Heavy Metals

Pass

Analyte	LOD µg/g	LOQ µg/g	Limit µg/g	Result µg/g	Status
Arsenic	0.002	0.008	0.2	<LOQ	Pass
Cadmium	0.001	0.005	0.2	<LOQ	Pass
Lead	0.001	0.005	0.5	0.0160	Pass
Mercury	0.001	0.002	0.1	0.0030	Pass

Date Tested: 11/13/2019

Heavy Metals analysis by SOP LAB-002 utilizing Inductively Coupled Plasma - Mass Spectrometry (ICP-MS). LOQ = Limit of Quantitation. LOD = Limit of Detection. ND = Not Detected.



Melinda Tu

Melinda Tu - QC Manager
11/15/2019

Confident Cannabis
All Rights Reserved
support@confidentcannabis.com
(866) 506-5866
www.confidentcannabis.com



Foreign material analysis by SOP LAB-008 utilizing visual examination and optical microscopy. Water activity measurement by SOP LAB-010 utilizing chilled-mirror dew point analysis. Moisture content measurement by SOP LAB-009 utilizing thermogravimetric analysis. This product has been tested by Earth Labs, LLC using valid testing methodologies and quality system as required by state law. All LQC samples were performed and met the acceptance criteria, pursuant to 16 CCR section 5730. Values reported relate only to the product tested. Earth Labs, LLC makes no claims as to the efficacy, safety or other risks associated with any detected or non-detected levels of any compounds reported herein. This Certificate shall not be reproduced except in full, without the written approval of Earth Labs, LLC.